




TAKE CONTROL BY PAIRING
**VIVINEX™ GEMETRIC™ &
VIVINEX™ GEMETRIC™ PLUS**

Introducing our trifocal family of IOLs
designed to advance patients' vision

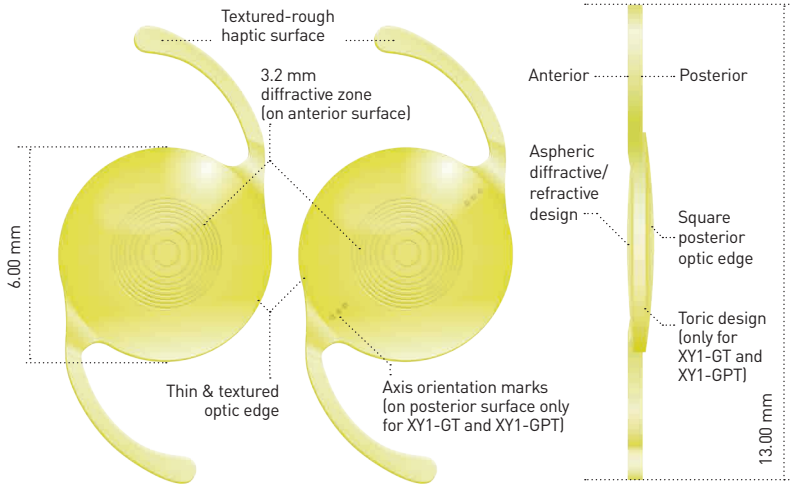


Vivinex™ Gemetric™ Vivinex™ Gemetric™ Plus

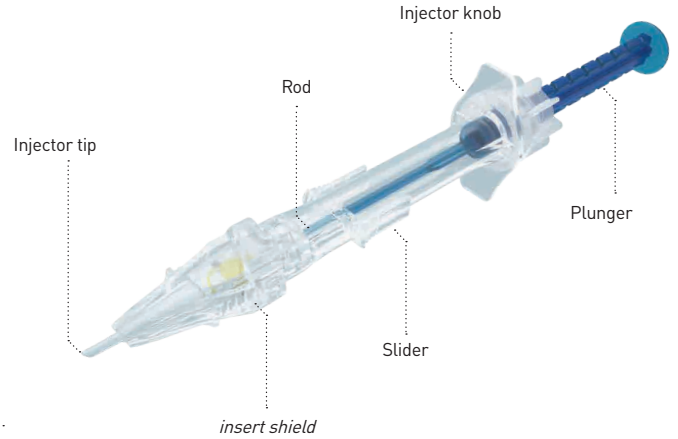
Trifocal IOLs delivered by the **multiSert™** preloaded injector

MODELS XY1-G | XY1-GT | XY1-GP | XY1-GPT

HOYA
SURGICAL OPTICS



multiSert™



	Vivinex™ Gemetric™	Vivinex™ Gemetric™ Toric
	Designed to provide excellent distance vision and well balanced intermediate and near vision¹	
Model name	XY1-G	XY1-GT
Optic Design	Biconvex with square, thin and textured optic edge Anterior: Aspheric diffractive/refractive design Posterior: Toric design	
Optic & Haptic Materials	Hydrophobic acrylic Vivinex™ with UV- and blue light filter	
Haptic Design	Textured-rough haptic surface	
Diameter (optic/OAL)	6.00 mm / 13.00 mm	
IOL power (Spherical equivalent)	+10.00 D to +30.00 D in increments of 0.50 D	
Cylinder power at IOL plane		1.00 D 1.50 D to 3.75 D in 0.75 D increments
Add power at IOL plane	Intermediate: +1.75 D Near: +3.50 D	
Nominal A-constant*	119.0	
Optimized constants**	Haigis Hoffer Q Holladay 1 SRK/T	$a_0 = -0.0199$ $pACD = 5.548$ $sf = 1.789$ $A = 118.998$ $a_1 = 0.3437$ $a_2 = 0.1620$

Injector	multiSert™ preloaded
Front injector tip outer diameter	1.70 mm
Recommended incision size	2.20 mm

	Vivinex™ Gemetric™ Plus	Vivinex™ Gemetric™ Plus Toric
	Designed to provide excellent near vision and well balanced distance and intermediate vision¹	
Model name	XY1-GP	XY1-GPT
Optic Design	Biconvex with square, thin and textured optic edge Anterior: Aspheric diffractive/refractive design Posterior: Toric design	
Optic & Haptic Materials	Hydrophobic acrylic Vivinex™ with UV- and blue light filter	
Haptic Design	Textured-rough haptic surface	
Diameter (optic/OAL)	6.00 mm / 13.00 mm	
IOL power (Spherical equivalent)	+10.00 D to +30.00 D in increments of 0.50 D	
Cylinder power at IOL plane		1.00 D 1.50 D to 3.75 D in 0.75 D increments
Add power at IOL plane	Intermediate: +1.75 D Near: +3.50 D	
Nominal A-constant*	119.0	
Optimized constants**	Haigis Hoffer Q Holladay 1 SRK/T	$a_0 = -0.0199$ $pACD = 5.548$ $sf = 1.789$ $A = 118.998$ $a_1 = 0.3437$ $a_2 = 0.1620$

Injector	multiSert™ preloaded
Front injector tip outer diameter	1.70 mm
Recommended incision size	2.20 mm

Model XY1-GT, XY1-GPT	Cylinder power at IOL plane	Cylinder power at corneal plane ²
T2	1.00 D	0.69 D
T3	1.50 D	1.04 D
T4	2.25 D	1.56 D
T5	3.00 D	2.08 D
T6	3.75 D	2.60 D

* The A-constant is presented as a starting point for the lens power calculation. When calculating the exact lens power, it is recommended that calculations be performed individually, based on the equipment used and operating surgeon's own experience.

** These optimized constants for the calculation of intraocular lens power published by IOLCon on their website: <https://iolcon.org> are calculated from 913 clinical results for Vivinex™ Gemetric™ IOLs as of August 15, 2023. These constants are based on actual surgical data and are provided by IOLCon as a starting point for individual constant optimizations. The information available on the website is based on data originating from other users and not by HOYA Surgical Optics ["HSO"]. HSO therefore does not warrant the correctness, completeness and currentness of the contents on the said website.

HOYA
SURGICAL OPTICS

CE 0123 2024-02-26_HSOE_XY1-G_XY1-GP_XY1-GT_XY1-GPT_DS_EN

References: 1. HOYA data on file. HOYA Medical Singapore, 2020. 2. Based on an average pseudophakic human eye. Information contained is intended for health care professionals. For a full list of indications and contraindications please refer to the Instructions For Use. Some of the products and/or specific features as well as the procedures featured in this document may not be approved in your country and thus may not be available there. Design and specifications are subject to change without prior notice as a result of ongoing technical development. Please contact our regional representative regarding individual availability in your country. HOYA, Vivinex, Gemetric and multiSert are trademarks of the HOYA Corporation or its affiliates. ©2024 HOYA Medical Singapore Pte. Ltd. All rights reserved.

HOYA Medical Singapore Pte. Ltd. 10 Biopolis Road #04-01/06, Chromos, Singapore 138670, SINGAPORE HOYA Surgical Optics GmbH
De-Saint-Exupéry-Straße 10 | 60549 Frankfurt am Main | Germany | Hotline DE: Tel. +49 (0)800 664 2 664 | Fax +49 (0)800 774 2 774 hoyasurgicaloptics.com