



●●● Medicals International Dental In AEEDC!




Nina Abdallah

Executive Vice President
Medicals International

The AEEDC, UAE International Dental Conference and Arab Dental Exhibition is one of the most substantial dental conferences and exhibitions in the Middle East, GCC and even worldwide.

With attendees hailing from over 150 countries, AEEDC offers exhibitors a vast audience reach and extensive media coverage, that amplified our exposure among the dental community in the region.



Medicals International Dental thrives for excellence, therefore MID's participation at AEEDC for the second consecutive year was distinguished due to its presence at many levels by:

- Exhibiting and meeting our clients and partners from many countries.
- Conducting one of the most successful and attractive workshops; Zarc4endo for endodontists.
- Meeting our suppliers and being exposed to plenty of opportunities and new suppliers leading the dental industry.



MID's booth visitors enriched their experience by gaining insights into the latest trends in dental industry.

MID is privileged to represent prestigious players in dental industry such as KaVo from Germany for dental units, Dentsply Sirona for implants, Zarc4endo from Spain for the most innovative Endo dentistry solutions, Ubgen from Italy for bone transplants, Cavex from Netherlands for alginates, and many more.



Moreover, MID's lab partners Amann Girrbach, the world's leader in milling machines and lab equipment, showcased the most innovative milling machines, including the revolutionary MDR - chairside milling machine that is made available for dentists inside their clinic, to offer fast, accurate and most reliable results.

In summary, participating in AEEDC extends beyond commercial interests. As exhibitor, and major player in the dental industry, MID had the opportunity to exchange and improve professional development, as well as elevate our brand visibility and fine-tune our product portfolio to stay ahead of the curve in an ever-evolving industry.



Our word to you is that MID will keep on playing a pivotal role in shaping success and contributing to the dental industry prosperity in the region.



What's new in

DENTISTRY

●●● Everything For The Right Impression!



Carla Abi Mrad

Sales Manager Dental
Medicals International - UAE

Over 75 years of research and experience have resulted in superior alginate impression materials with a flawless and worldwide reputation.

By using only the highest quality raw materials and through unrivalled quality knowledge of the alginate production process, Cavex has succeeded in producing alginate impression materials with superior tear - resistance and strength.

Impressions made with Cavex alginate do not tear when removed from the mouth, thus no re-work. Not only does this save time and money, but it also increases patient comfort significantly.

Cavex Cream alginate: The Best Alginate In The World.

Due to a combination of 5µm accuracy, high tear strength, and excellent elasticity, the properties of this dental impression material challenge those of silicone quality; extremely rapid water absorption, a user-friendly creamy consistency during mixing, snap-set, and a five-year shelf life.



CAVEX

Cavex Greenclean: Alginate And Gypsum Remover.

Cavex Greenclean is a smart solution for cleaning dental impression trays, instruments, and other accessories, by simply dissolving alginate and gypsum residues.



Cavex Rush Brush: Ready To Use Toothbrush.

Cavex Rush Brush is a pre-impregnated for on-the-go or before dental treatment. The toothbrush is immediately ready to use, and no toothpaste is needed. The brush is invisibly coated with fresh, fluoride-free toothpaste.





●●● A Year of Success With Kollsut In Qatar!



Jack Lakkis

Junior Territory Manager
Medicals International - Qatar

As a Junior Territory Manager, I am proud to be part of MI, where we can deliver excellence through our products and services.

Working closely with Kollsut – a prime USA brand for dental surgical consumables - I do witness the impact of these precision instruments on dental surgical processes.

The brand product line is inclusive to the following:


Dental anesthesia needles: provided under multiple gauge sizes and lengths, these needles are designed to achieve proper oral anesthesia, ensuring proper and painless administration.
Irrigation needles: Equipped with apical protection characteristics, both notched tip

and double-side vented designs ensure a proper flow into the root canal, maintaining a high resistance against breakage due to the fine manufacture.

Surgical blades: Known for sharpness and durability, Kollsut's surgical blades provide the precision required for intricate dental surgeries.

Sutures: Our variable sutures collection provides ultimate patient comfort, promoting secure wound closure and optimal tissue healing outcomes.

By joining between the fine quality of the above-mentioned products and the concrete efforts that we are investing in the Qatari market, Kollsut has become synonymous with quality in every detail. Here's to another year of precision, innovation, and success in dental practices.



●●● 2024 Exclusive News: Kavo Just Landed In Lebanon!



Jihad Khazzaka

Territory Manager - Dental
Medicals International - Lebanon

KaVo Dental, a leader in modern dentistry, has a long-standing reputation for innovation and quality, originating from Germany over a century ago.

Their comprehensive portfolio encompasses a wide range of dental equipment and imaging solutions, catering to the diverse needs of dental professionals worldwide.

KaVo's commitment to research and development has led to the integration of cutting-edge technologies such as touch-screen interfaces, LED lighting systems, and advanced imaging solutions. These innovations not only enhance practitioner efficiency but also prioritize patient comfort and experience through personalized adjustments and entertainment options.



With a global presence and the trust of over 1,000 esteemed institutions, clinics, and universities in over 80 countries, KaVo's products demonstrate unparalleled quality and durability.

In summary, KaVo Dental offers a complete solution for dental practices, emphasizing excellence, reliability, and innovation.



●●● Enhancing Root Canal Success: The Comprehensive Zarc4Endo System




Dr. Edward Rizk
President of the Lebanese Society
of Endodontology

Advances in the endodontic field tend to respect this goal optimally. Despite magnification and radiology (CBCT) helping in locating canals and ultrasonics facilitating finalizing cavity access; the new shaping instruments prepare and clean mechanically curved and narrow canals in a safer way due to their flexibility, power of cutting at high speed, and resistance to breakage based on flexibility and deformation before fracture.

Not to forget irrigation devices to optimize cleaning and matched gutta cone to adapt to shaped zone and fill it properly when combined to an adequate sealer.

Since the 90's, all instruments and techniques used to perform root canal therapy; from the stainless steel era to conventional Ni-Ti files, and now the colored martensitic ones.



Why Zarc?

Because the system has recipes for shaping canals, rotary and manual.

A- Rotary Blue shaper files:

A double alloy system of files rotating at 500 rpm, and Torque 4N is the system that any dentist can use due to its ease.

Colors are easy like going from 10 to 25 purple (Z1), white (Z2), yellow (Z3) and Red (Z4).

It is the first system using double, and it is very easy to use. Once K10 reaches full and becomes loose, the purple one has a 14/100mm tip and can go easily after K10.

Personally, I recommend to use it after K10 of any system that dentists use. After that the sequence to be used to Z1 Z2 Z3 and Z4.

B- Slim shaper (3 instruments)

3 different alloys to shape small and narrow canals finishing with 25/04 file.

C- Reciprocating system Excalibur

Files 20/5 (yellow), 25/5 (red), 35/5 (green), 45/5 (white); the most used is 25/5 after K10 super loose to full cleaning or after K10, Z1 if you want.

The yellow file is recommended in thin canals, lower anterior, and upper RM mesial roots of molars. No need to press, 3 peekings and the file progresses in the canal.

Excalibur took its place among leading files in reciprocating systems due to its high flexibility and resistance to breakage.

All these files respect the concept of minimal invasive preparation; the cervical dentin is preserved and not widened (max 10mm).

Zarc4Endo's system has devices like the Z activator and ultrasonic device that create a wave inside the canal optimizing cleaning. Also, for obturation, Z up and Z down devices facilitate performing warm vertical compaction.

At the end, the gutta percha, specially matched cones are very soft if used in warm vertical compaction, and have an adequate fit if used in Single Cone Technique.

Matched cones are basically for blue shaper files especially yellow Z3 and red Z4.

At the end, the experience with these files is encouraging with practically no file breakage as they preserve the root shape with no coronal enlargement, irrigation is enhanced with the activator, and the obturation is easily performed either warm or single cone.

Retreat of gutta percha is done with Blue shaper or Excalibur.

99% of cases are guaranteed with no pain on initial treatment or retreatment.

